



# Decorative Shelf Board

**HEAVY-DUTY**

- Up to 300 lbs.\*
- Easy to clean
- Scratch and stain resistant



## Applications

1980 All Purpose and 1990 Decorative Shelf Boards are ideal for storage and display needs. 1990 Decorative Shelf Boards have rounded corners, which also makes them ideal for desk and work surface applications.

## Load Rating:

**1980:** Up to 200 lbs. (when properly installed)

**1990:** Up to 300 lbs. (when properly installed with KV® Double-Slotted Standards and Brackets)

**Material:** Heavy-duty particleboard with a durable finish

## Finishes:

Black (BLK), Cherry (CHY), Maple (MPL), Oak (OK), Walnut (WAL), White (WH): Easy to clean, scratch and stain resistant finishes

## Features:

Specially designed to fit the entire line of KV® Brackets and Standard/Bracket Shelving Systems. Also works great with custom and commercial/industrial shelving support systems when installed properly.


### 1980 Series All-Purpose Shelves


- 5/8" thick with square corners
- Made in the USA
- Available from open stock

### 1990 Series Heavy-Duty Shelves

- 3/4" thick with rounded front corners
- Made in the USA
- Available from open stock

\*Varies per size. Contact KV Customer Service for more information.




**1980 – 5/8" Regular-Duty, All-Purpose Decorative Shelf Board**

**Sizes and Finishes Available**

Size	Black (BLK)	Cherry (CHY)	Maple (MPL)	Oak (OK)	Walnut (WAL)	White (WH)
<b>Standard Pack</b> (5/carton. Except 3/carton: 10"x60", 12"x60", 16"x48", 10" x72", 12"x72", 16"x60")						
6" x 24"						1980 WH 6X24
6" x 36"						1980 WH 6X36
6" x 48"						1980 WH 6X48
6" x 60"						1980 WH 6X60
8" x 24"	1980 BLK 8X24	1980 CHY 8X24	1980 MPL 8X24	1980 OK 8X24	1980 WAL 8X24	1980 WH 8X24
8" x 36"	1980 BLK 8X36	1980 CHY 8X36	1980 MPL 8X36	1980 OK 8X36	1980 WAL 8X36	1980 WH 8X36
8" x 48"		1980 CHY 8X48		1980 OK 8X48	1980 WAL 8X48	1980 WH 8X48
8" x 60"				1980 OK 8X60		1980 WH 8X60
10" x 24"		1980 CHY 10X24		1980 OK 10X24	1980 WAL 10X24	1980 WH 10X24
10" x 36"	1980 BLK 10X36	1980 CHY 10X36	1980 MPL 10X36	1980 OK 10X36	1980 WAL 10X36	1980 WH 10X36
10" x 48"	1980 BLK 10X48	1980 CHY 10X48	1980 MPL 10X48	1980 OK 10X48	1980 WAL 10X48	1980 WH 10X48
10" x 60"				1980 OK 10X60		1980 WH 10X60
10" x 72"				1980 OK 10X72		1980 WH 10X72
12" x 24"		1980 CHY 12X24		1980 OK 12X24	1980 WAL 12X24	1980 WH 12X24
12" x 36"	1980 BLK 12X36	1980 CHY 12X36	1980 MPL 12X36	1980 OK 12X36	1980 WAL 12X36	1980 WH 12X36
12" x 48"	1980 BLK 12X48	1980 CHY 12X48	1980 MPL 12X48	1980 OK 12X48	1980 WAL 12X48	1980 WH 12X48
12" x 60"				1980 OK 12X60		1980 WH 12X60
12" x 72"				1980 OK 12X72		1980 WH 12X72
16" x 36"						1980 WH 16X36
16" x 48"						1980 WH 16X48
16" x 60"						1980 WH 16X60

**Nominal Sizes**

Size	Nominal Width	Nominal Length
6" x 24"	5-3/4"	23-7/16"
6" x 36"	5-3/4"	35-7/16"
6" x 48"	5-3/4"	47-7/16"
8" x 24"	7-3/4"	23-7/16"
8" x 36"	7-3/4"	35-7/16"
8" x 48"	7-3/4"	47-7/16"
8" x 60"	7-3/4"	59-7/16"
10" x 24"	9-3/4"	23-7/16"
10" x 36"	9-3/4"	35-7/16"
10" x 48"	9-3/4"	47-7/16"
10" x 60"	9-3/4"	59-7/16"
10" x 72"	9-3/4"	71-7/16"
12" x 24"	11-3/4"	23-7/16"
12" x 36"	11-3/4"	35-7/16"
12" x 48"	11-3/4"	47-7/16"
12" x 60"	11-3/4"	59-7/16"
12" x 72"	11-3/4"	71-7/16"
16" x 36"	15-3/4"	35-7/16"
16" x 48"	15-3/4"	47-7/16"
16" x 60"	15-3/4"	59-7/16"

**1990 – 3/4" Heavy-Duty Decorative Shelf Board**

**Sizes and Finishes Available**


Size	Oak (OK)	White (WH)
<b>Standard Pack (4/carton. Except 3/carton: 20"X36")</b>		
8" x 24"	1990 OK 8X24	1990 WH 8X24
8" x 36"	1990 OK 8X36	1990 WH 8X36
10" x 24"	1990 OK 10X24	1990 WH 10X24
10" x 36"	1990 OK 10X36	1990 WH 10X36
12" x 36"	1990 OK 12X24	1990 WH 12X36
12" x 48"	1990 OK 12X36	1990 WH 12X48
20" x 36"	1990 OK 20X36	1990 WH 20X36



**Nominal Sizes**


Size	Nominal Width	Nominal Length
8" x 24"	7-3/4"	23-7/16"
8" x 36"	7-3/4"	35-7/16"
10" x 24"	9-3/4"	23-7/16"
10" x 36"	9-3/4"	35-7/16"
12" x 36"	11-3/4"	35-7/16"
12" x 48"	11-3/4"	47-7/16"
20" x 36"	19-3/4"	35-7/16"

**Finishes**


**Black (BLK)**

**Maple (MPL)**

**White (WH)**

**Cherry (CHY)**

**Oak (OK)**

**Walnut (WAL)**



**1980 Decorative Shelf Board**



**1990 Decorative Shelf Board**

### 1. PRODUCT NAME

**1980 Decorative Shelf Board.** Ideal for storage and display needs.  
**1990 Decorative Shelf Board.** 1990 Decorative Shelf Boards are also ideal for desk and work surface applications.

### 2. MANUFACTURER

Knappe & Vogt Manufacturing Company  
 2700 Oak Industrial Dr. NE, Grand Rapids, MI USA 49505-6026  
 (616) 459-3311 | www.kv.com

### 3. PRODUCT DESCRIPTION

**Basic Use:** Heavy-duty shelving where appearance and strength is critical. Appropriate for any institutional or residential setting requiring attractive, adjustable, strong storage. Applications include schools, hospitals, offices, libraries, retail stores, and homes.

**Composition and Materials:**

1980: Heavy-duty particleboard with high quality finish.

1990: Heavy-duty particleboard with high quality finish.

**Sizes:**

1980: 6" x 24", 6" x 36", 6" x 48", 6" x 60", 8" x 24", 8" x 36", 8" x 48", 8" x 60", 10" x 24", 10" x 36", 10" x 48", 10" x 60", 10" x 72", 12" x 24", 12" x 36", 12" x 48", 12" x 60", 12" x 72", 16" x 36", 16" x 48", 16" x 60"

1990: 8" x 24", 8" x 36", 10" x 24", 10" x 36", 12" x 36", 12" x 48", 20" x 36"

**Finishes:**

1980: Black (BLK), Cherry (CHY), Maple (MPL), Oak (OK), Walnut (WAL), White (WH) (some finishes may not be available in some sizes).

1990: Oak (OK) and White (WH).

### 4. TECHNICAL DATA

**Applicable Standards:** Shelf Boards are tested to meet or exceed ANSI performance standards as established by BHMA in the Knappe & Vogt™ (KV) recommended application.

These load limits are intended to be used as general guidelines only, and no warranty — expressed or implied — is made by Knappe & Vogt™.

Results were obtained by laboratory testing in accordance with ANSI/ BHMA A156.9-2003 performance standard. (Load ratings based on standards/brackets being mounted on 16" centers. Wider spacing will result in reduced load capacity.) Actual use conditions will typically result in lower load capacity than laboratory conditions.

Representative testing in a fully configured application is the only way to assure proper performance, durability, and safety.

The aforementioned shelf support load limit is intended as a guide only and not as a warranty. Actual load bearing capabilities depend upon the type of cabinet/wall material and use of appropriate shelf standard mounting fasteners, installation technique, shelf standard spacing, shelf size and construction.

### Environmental Considerations:

**Environment:** Excessive humidity, salts, or other chemical agents can corrode the finish and attack metal or plastic components.

**Fastening:** Inadequate or incorrect fasteners can result in the standard pulling loose and causing damage.

**Alignment:** Improper standard/bracket alignment can result in a shelving system that is ineffective and unsafe.

### 5. INSTALLATION

Determine depth of shelf bracket and length of shelf. Place shelf on brackets and fasten shelving to brackets through available screw holes.

### 6. AVAILABILITY AND COST

**Availability:** Knappe & Vogt™ (KV) products are available from stocking distributors and through KV® Representatives worldwide.

**Cost:** Current pricing is available from area KV® Representatives. Please call for the nearest representative: (800) 253-1561.

### 7. WARRANTY

**Limited Lifetime Warranty:** Knappe & Vogt offers its standard Limited Lifetime Warranty to the initial purchaser of commercial products. This warranty covers defects in materials and workmanship which occur during normal use, and the remedy is limited to repair or replacement of defective products, at KV's option. Certain types of defects and damage are excluded from warranty coverage, costs and expenses are not covered, and additional restrictions apply. A copy of the Limited Lifetime Warranty, with all warranty details, limitations and disclaimers, is available on the Customer Care Connection location at www.kv.com or from KV Customer Service, 2700 Oak Industrial Drive, Grand Rapids, MI 49505, (800) 253-1561.

### 8. MAINTENANCE

Shelf Boards require no maintenance. Inspect for proper fit periodically and adjust and clean when necessary. Replace as required or recommended by application.

### 9. TECHNICAL SERVICES

Knappe & Vogt™ and area representatives can assist with any application. For further information, or for the name of the representative nearest you, please call Knappe & Vogt™ Customer Service: (800) 253-1561 or visit our website at www.kv.com.

### 10. FILING SYSTEMS

Additional product information, data sheets, application sheets, and a full catalog are available for all installations upon request from Knappe & Vogt™.

**BHMA** *Knappe & Vogt shelving products follow the ANSI testing standards established by BHMA.*

*Knappe & Vogt reserves the right to change product specifications at any time without notice and without incurring responsibility for existing units. This information conforms to editorial style prescribed by The Construction Specifications Institute.*